

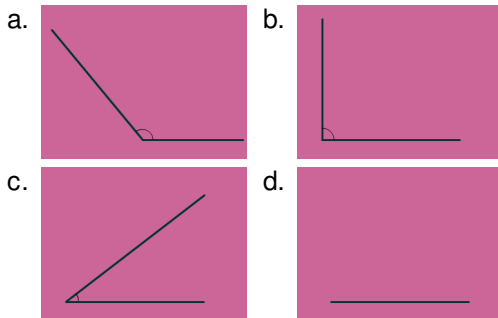
1. A straight line is to a ruler as an angle is to:

- a. A cosine
- b. Two rulers
- c. A protractor
- d. A calculator

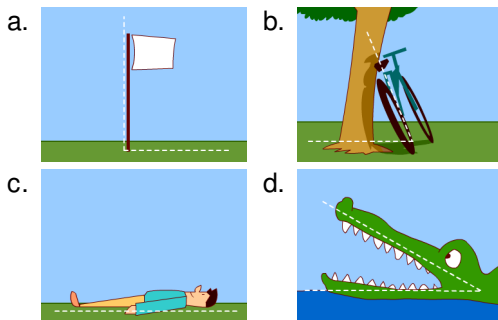
2. If you needed to draw an angle, what would you do?

- a. Draw two points, and connect them with one ray.
- b. Draw two rays with two separate endpoints.
- c. Draw two planes that intersect.
- d. Draw two rays that share one endpoint.

3. Which of the following angles is acute?



4. Which of the following forms a right angle?

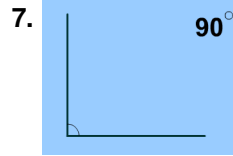


5. Which of the following looks the most like a straight angle?

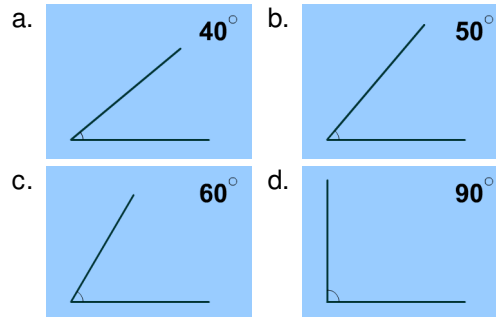
- a. The letter I
- b. The letter X
- c. The letter T
- d. The letter O

6. What is the complementary angle of an angle that measures 30 degrees?

- a. 90 degrees
- b. 20 degrees
- c. 150 degrees
- d. 60 degrees



7. What is the supplementary angle of this angle?



8. If it's 11:00 now, when will the hands of a clock form a right angle? Choose the best answer.



- a. In one hour
- b. In three hours
- c. In four hours
- d. In six hours

9. If it's 2:00 now, how much time has to pass before the hands of a clock form an acute angle?



- a. No time; they already form an acute angle
- b. One hour
- c. Two hours
- d. Three hours

10. How many degrees are in a circle?

- a. 90
- b. 180
- c. 360
- d. 540